

[For Home](#)[For Work](#)[Support](#)

HP Consumer Support

HP Link-5 Datasheet

[Print](#)[Share](#)[Feedback](#)[What is Link-5?](#)[Benefits of Link-5](#)[Using Link-5](#)[Troubleshooting Link-5](#)

This document pertains to the HP Link-5 USB micro receiver.



NOTE: This is an edited copy from the printed format of the **HP Link-5** data sheet. To obtain a better representation of the printed form, refer to the manuals section of this product's support site.

Figure 1: HP Link-5 USB micro receiver



What is Link-5?

HP Link-5 technology makes it easy to link up to five compatible HP wireless mice or keyboards to the same USB micro receiver.

[Back to top](#)

Benefits of Link-5

- All your devices will be ready to use where ever and whenever you need them without having to shuffle around multiple receivers.
- Use only one USB port for multiple devices.

[Back to top](#)

Using Link-5

Contact HP

Tips

[Check out the HP Total Care Support Videos](#)
[Get help and keep your PC up to date using HP Support Assistant](#)

Recently browsed products

[HP Wireless Elite v2 Keyboard](#)

Related support links

[Check warranty status](#)[Check repair order](#)

HP Support forums

Find solutions and collaborate with others on the HP Support Forum

[Join the conversation](#)

Follow us





If you already have a Link-5 receiver plugged into a USB port on your PC, there is no need to plug in an additional receiver. To pair your keyboard or mouse, move it to within 1 foot (30cm) of your existing Link-5 receiver, press the **Connect** button on the bottom of the device, and then press a key or click a mouse button.

[Back to top](#)

Troubleshooting Link-5

For Link-5 questions, please refer to <http://www.hp.com/support>.


Link-5 Mouse and Keyboard LED Information

	Mouse Scroll Wheel LED	Keyboard Sleep LED
In pairing mode	2 blinks per second.	LED stays on.
	 <p>NOTE: The mouse will stay in pairing mode for 10 seconds.</p>	 <p>NOTE: The keyboard will stay in pairing mode for 10 seconds.</p>
Device successfully paired	5 blinks per second, stops after 10 blinks.	5 blinks per second, stops after 10 blinks.

[Back to top](#)

Was this document helpful?

Yes No

 United States

Mobile version

About HP

- Contact Us
- Newsroom
- Investor relations
- Global citizenship
- Accessibility
- Events
- HP Labs
- Jobs

Social Media

- Consumer Support forum
- Enterprise Business community
- Corporate blogs

HP Partners

- Become a partner
- Find a reseller
- PartnerOne

Customer Support

- Download drivers
- Register your product
- Authorized service providers
- Training & Certification
- Product Recycling

[Home](#) | [Email Sign-Up](#) | [Site Map](#) | [Privacy](#) | [Cookies & Ad Choices](#) | [Terms of use](#) | [Recalls](#)

© 2014 Hewlett-Packard Development Company, L.P.

[View mobile site](#)